

DIKSHA User Management & Platform Operations



INITIATIVE OVERVIEW

Objective:
Secure & Efficient Platform Governance.

Scope:
User Lifecycle, Role-Based Access, System Integrity.

Name:
Secure & Efficient Governance.

Focus:
State-wide Digital Education Empowerment.

⚠️ CRUCIAL ALERT

STRICT ADHERENCE TO DATA PRIVACY PROTOCOLS IS MANDATORY. UNAUTHORIZED ACCESS ATTEMPTS MUST BE IMMEDIATELY REPORTED.



PRO-TIP: Regularly audit user permissions to maintain optimal security hygiene.

Unified Access Through Single Sign-On (SSO)

MODULE 1: DIGITAL IDENTITY



Core Concept:
Seamless
Authentication



**Secure &
Efficient**



Pro-Tip:
One credential,
multiple gateways.

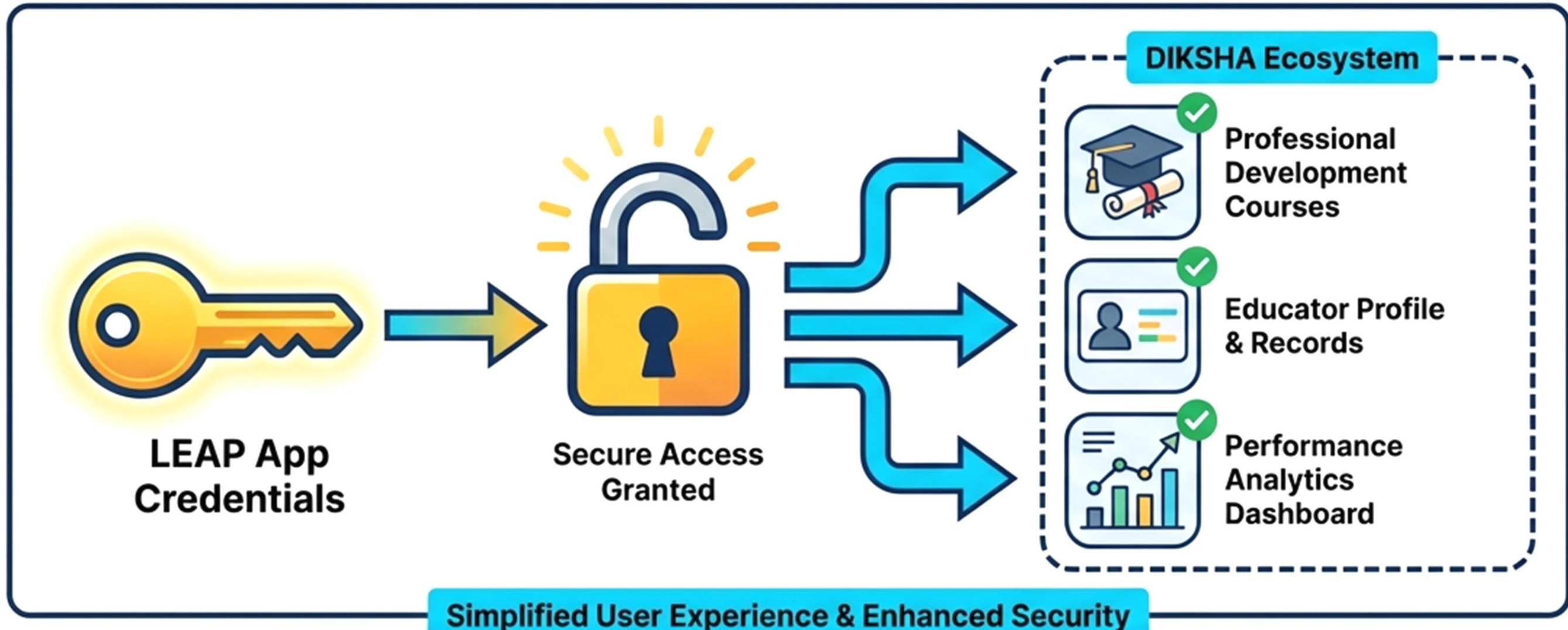
What is Single Sign-On (SSO)?

It is a secure method that allows users to access multiple applications with just one set of credentials.

⚠️ CRUCIAL ALERT: DIKSHA PLATFORM TRANSITION

AP Samagra Shiksha is strengthening the DIKSHA platform to support new upcoming professional development courses (similar to NISHTHA).

This requires all educators to transition to a unified digital identity.



Step 1: Prepare Your Mobile Environment

MODULE 1: DIGITAL IDENTITY



Step 1: Prepare Your Mobile Environment



Secure & Efficient



Pro-Tip: Always update apps over Wi-Fi to save data.

INSTALL REQUIRED APPLICATIONS

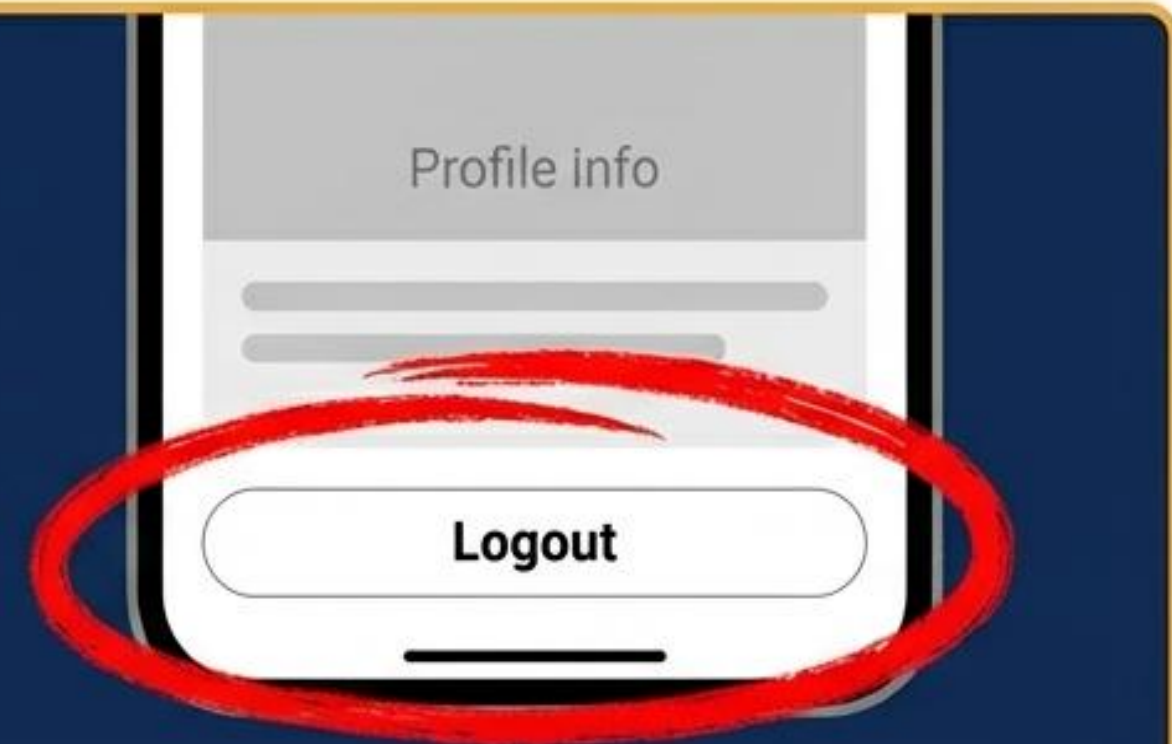
You require two specific applications for the complete training experience: the **DIKSHA App** and the **DIKSHA Courses App**.

Ensure both are updated via the Google Play Store.



! CRUCIAL ALERT: LOG OUT IMMEDIATELY!

If you are currently logged into DIKSHA using a phone number or Gmail account, navigate to your profile and log out before proceeding to the new setup.



Step 2: Accessing the State System

MODULE 1: DIGITAL IDENTITY



Core Concept:
Seamless
Authentication



**Secure &
Efficient**



Pro-Tip:
One credential,
multiple gateways.

INSTRUCTIONS FOR ACCESS

1. Open the DIKSHA App.
2. Select **Login with State System**.
3. Select **State**: Choose **Andhra Pradesh**.



IMPORTANT NOTE:

You must select the **School Education** option, not the WCD (Women and Child Development) department.



Step 3: Bridging LEAP and DIKSHA

MODULE 1: DIGITAL IDENTITY

Step 1: Prepare Your
Mobile Environment

Step 2: Accessing
the State System

Step 3: Bridging
LEAP and DIKSHA



Secure & Efficient



Pro-Tip: Always
use official
credentials.

INSTRUCTIONS FOR LOGIN

Enter your Treasury ID and Password.
These are the exact same credentials you
use daily for the LEAP (Attendance) App.



CRUCIAL ALERT: DO NOT USE PHONE NUMBERS!

Never log in directly using your mobile number and
password on the main DIKSHA screen. Always route
through the State System.

State System

Treasury ID

Password

Login

MODULE 1:

DIGITAL IDENTITY

Your Profile is Your Traveling Digital Identity

In the DIKSHA 2.0 ecosystem, your profile acts as a digital identity that travels with you across different educational modules.

Why update it? Keeping your data updated is critical—it ensures the system accurately recommends the most relevant courses and content for your specific role.



Secure &
Efficient



Pro-Tip:
Always use
official
credentials.

MODULE 1:

DIGITAL IDENTITY



Secure &
Efficient



Pro-Tip:
Always use
official
credentials.

Unlocking Platform Features with a 100% Profile

Your profile must display 100% completion to unlock all platform options. Fill out both Personal Information and Professional Details.

CRUCIAL ALERT: TRANSFERRED TEACHERS

You must manually update your new complex and school details.

PRO-TIP: FILE SIZE

Keep profile photos under 2MB. If your original photo is too large (e.g., 5-6MB), take a square screenshot of it on your phone to instantly reduce the file size before uploading.



Progress 100%

Personal Details

Name
Contact
DOB
Address

Professional Details

Designation
School
Complex
Subject

MODULE 1: DIGITAL IDENTITY



Secure &
Efficient



Pro-Tip:
Always use
official
credentials.

Transitioning Seamlessly to Coursework

using Montserrat

1. Modula steps

Click the **Courses integrated** link at the bottom of the main DIKSHA app. This automatically redirects you to the **DIKSHA Courses** App without requiring a second login.

2. Steps

Go to **Explore Courses -> Filter**.

3. Steps

Type **Andhra Pradesh**. Do not leave a space at the end of the text.

4. Modulal steps

Tick the checkbox and click **Apply Filter**.

The screenshot shows a mobile application interface with a search bar at the top containing the text 'Andhra Pradesh'. Below the search bar, there is a list of search results. The first result is 'Andhra Pradesh' with a checkbox to its right that is checked and highlighted with a red border. At the bottom of the screen, there is a red button labeled 'Apply Filter'.



Secure &
Efficient



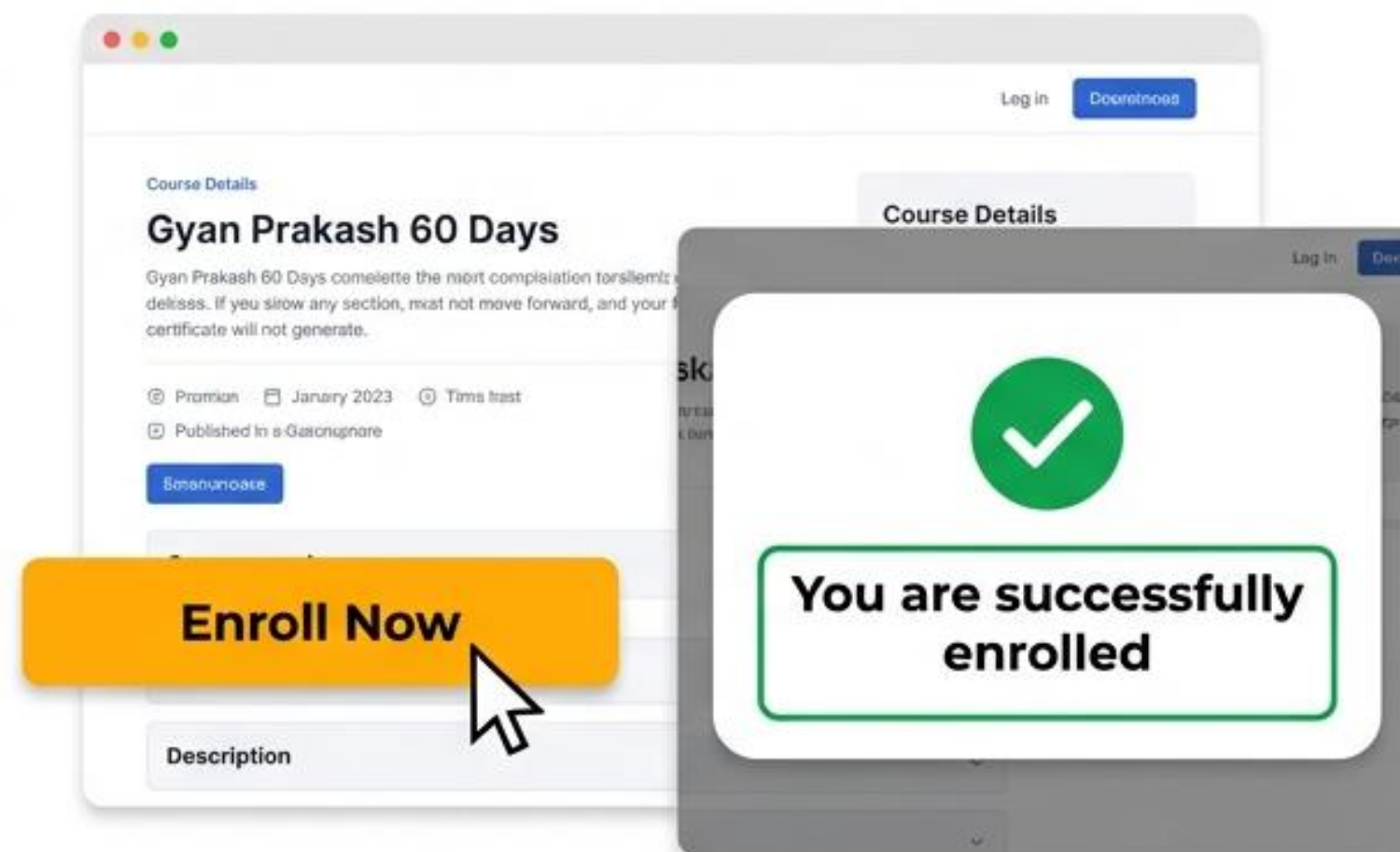
Pro-Tip:
Always use
official
credentials.

Enrollment and the Golden Rule of Progression

Follow these steps to enroll and understand the strict progression sequence.

1. Select an active course (e.g., Gyan Prakash 60 Days, UNICEF Career Guidance, or School Leadership Part 2) and click **Enroll Now**.

2. Confirm you see the **"You are successfully enrolled"** popup.



CRUCIAL ALERT: GOLDEN RULE OF PROGRESSION

You must complete modules strictly step-by-step. For example, start at Module 1 (Pre-test) and proceed sequentially to Module 7 (Post-test). If you skip any section, you cannot move forward, and your final certificate will not generate.



Secure &
Efficient



Pro-Tip:
Always use
official
credentials.

Consolidating Your Digital History

If you previously completed courses using a phone number or Gmail account, you have a separate DIKSHA ID.

Merging brings your old certificates into your new official State System account. (If you have no previous courses, you can skip this step).



Web Version Only!

Merging only works on the Web version of DIKSHA (via Chrome on mobile, laptop, or desktop). The merge option does not display properly on the mobile app.



Gmail/Phone



State System



Unified ID

MODULE 1: DIGITAL IDENTITY



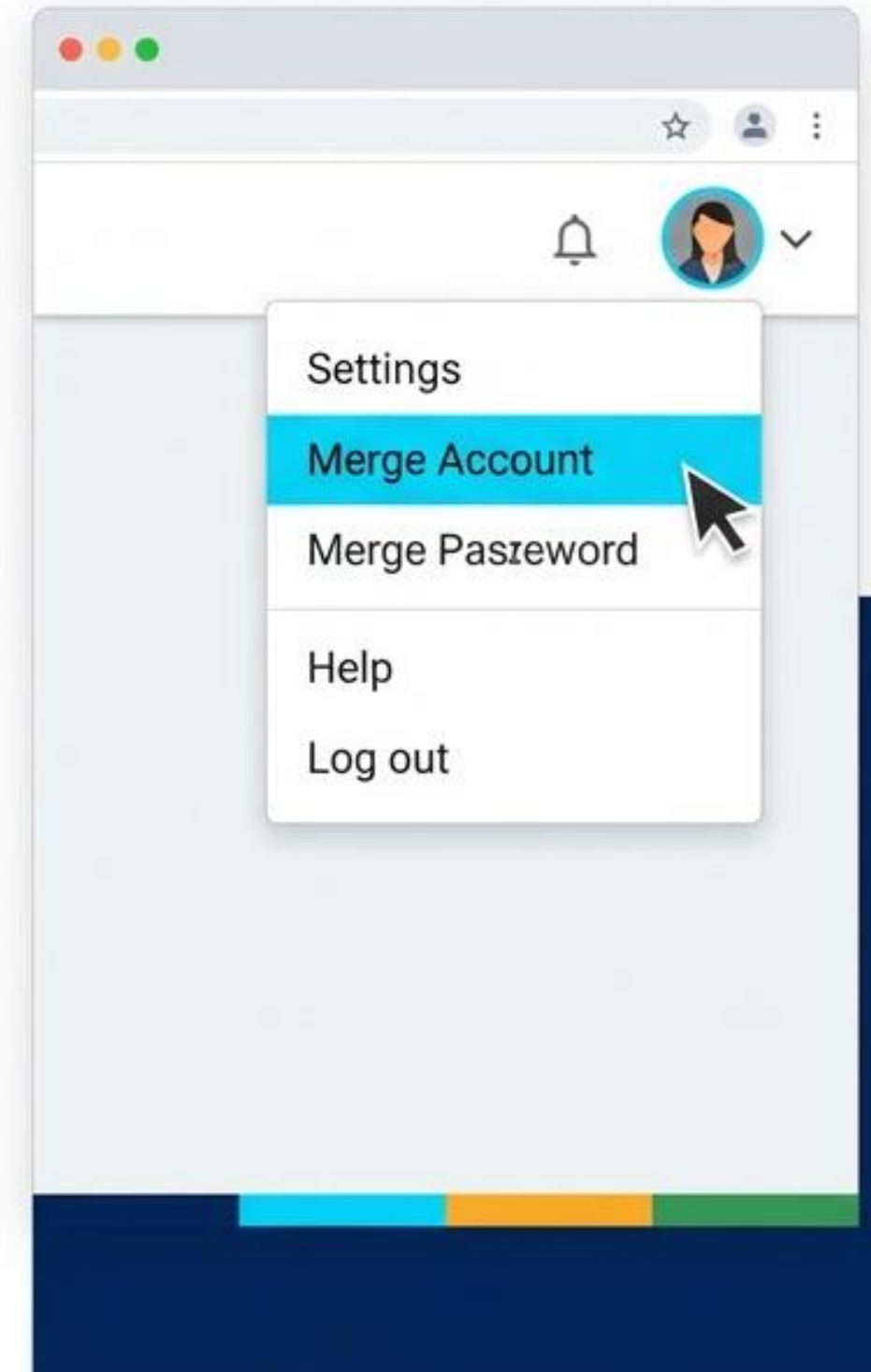
**Secure &
Efficient**



Pro-Tip: Always use
official credentials.

Executing the Account Merge SOP

1. Log into the Web version of DIKSHA using the State System.
2. Navigate to your Profile and select **Merge Account**.
3. Enter the credentials (mobile/Gmail) of your old account that holds the separate DIKSHA ID.
4. Follow the on-screen Standard Operating Procedure (SOP) prompts and click **Continue**.





Secure &
Efficient



Pro-Tip:
Always copy,
never retype,
your DIKSHA ID.

Locating Your Critical Support Identifier

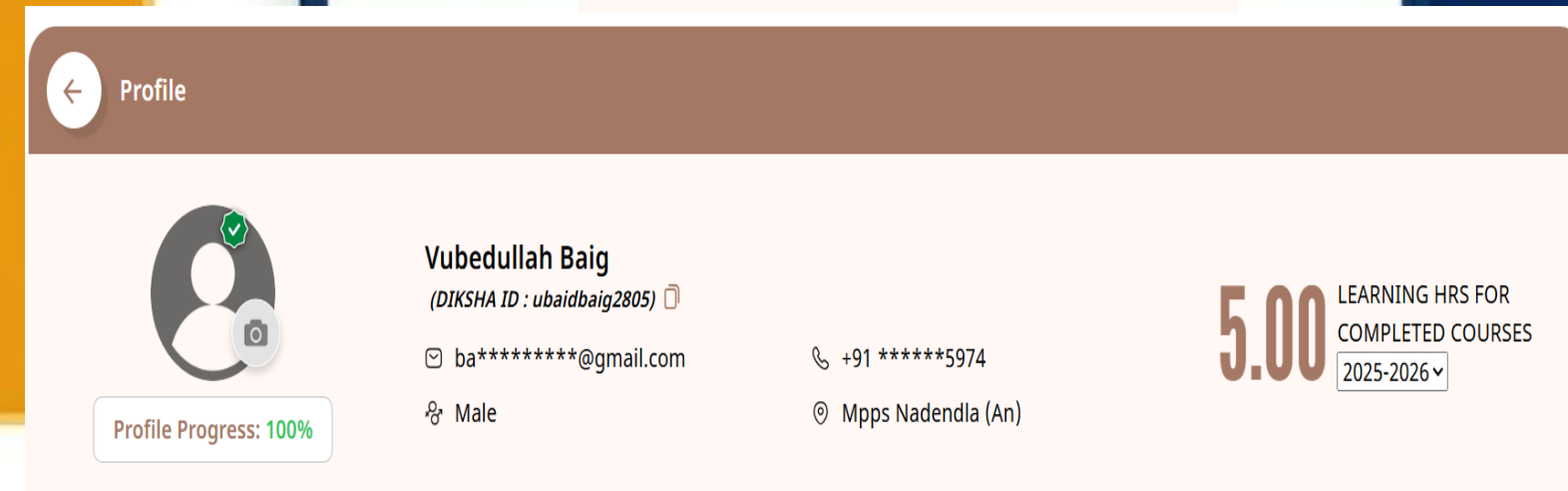
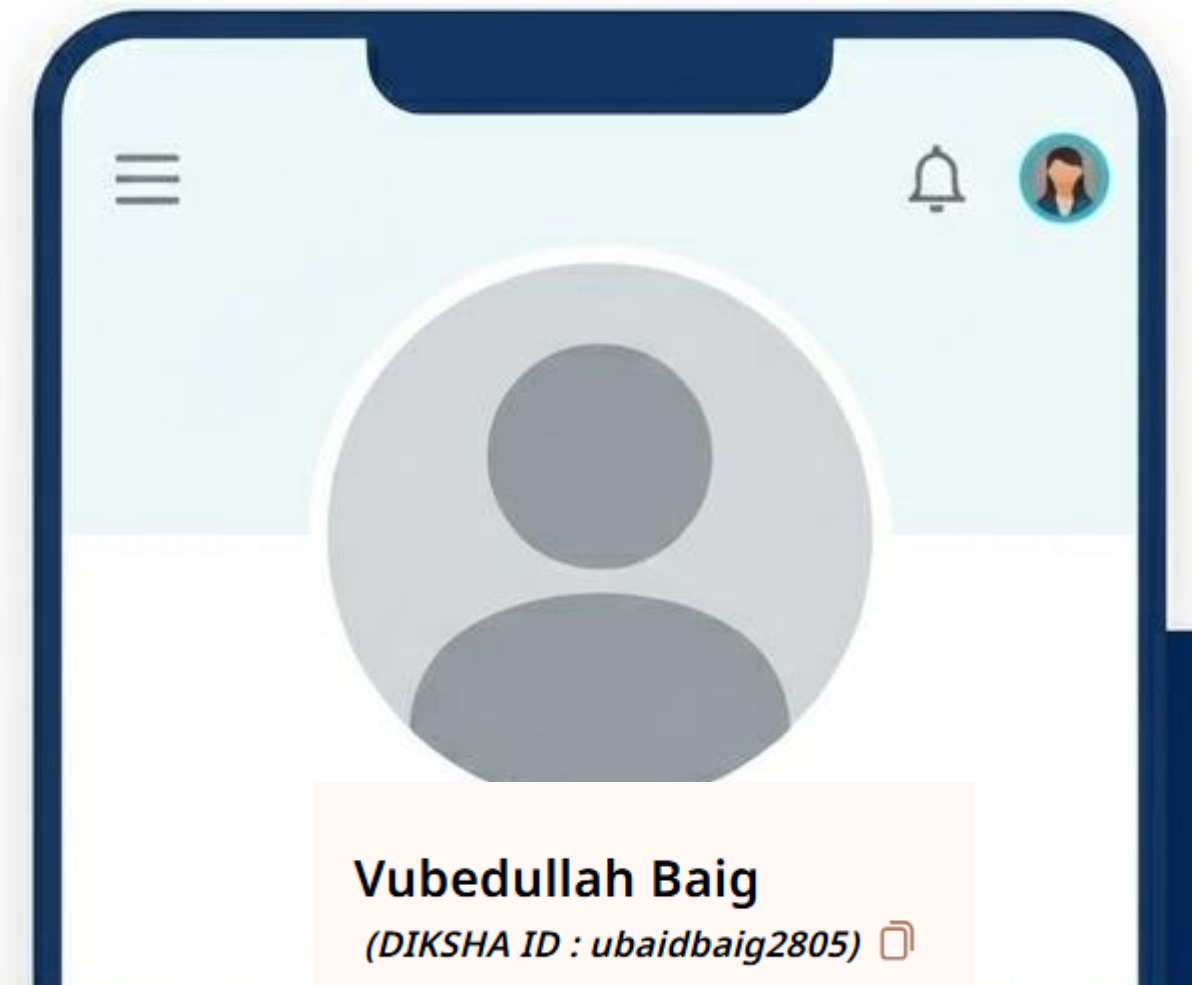
Your DIKSHA ID is the foundational piece of information required for any technical support.

It is located directly under your name in your profile.



Highly Case-Sensitive!

You must copy your DIKSHA ID exactly as it appears. Pay strict attention to the exact placement of dots, hyphens, uppercase letters, and lowercase letters.





For Diksha login issues, Contact
the Support system and raise
the ticket :

<https://support.diksha.gov.in/>



MODULE 1: DIGITAL IDENTITY



**Secure &
Efficient**



Pro-Tip: Always copy,
never retype, your
DIKSHA ID.

Utilizing the DIKSHA Support System

1. Fill out all mandatory fields: Email, Full Name, and Phone number.
2. Select Platform (Mobile app vs. Website) & your Need Help category (e.g., Login, Certificates).
3. Enter your exact DIKSHA User ID, Subject, and Problem description.

⚠ Highly Recommended: Upload a screenshot of the error.

5. Click the red **Create Ticket** button. The support team will respond via call or email.

DIKSHA Support Ticket

Email

Full Name

Phone number

Need Help Category



Upload Screenshot

Create Ticket

Your Tiered Support Network in Andhra Pradesh

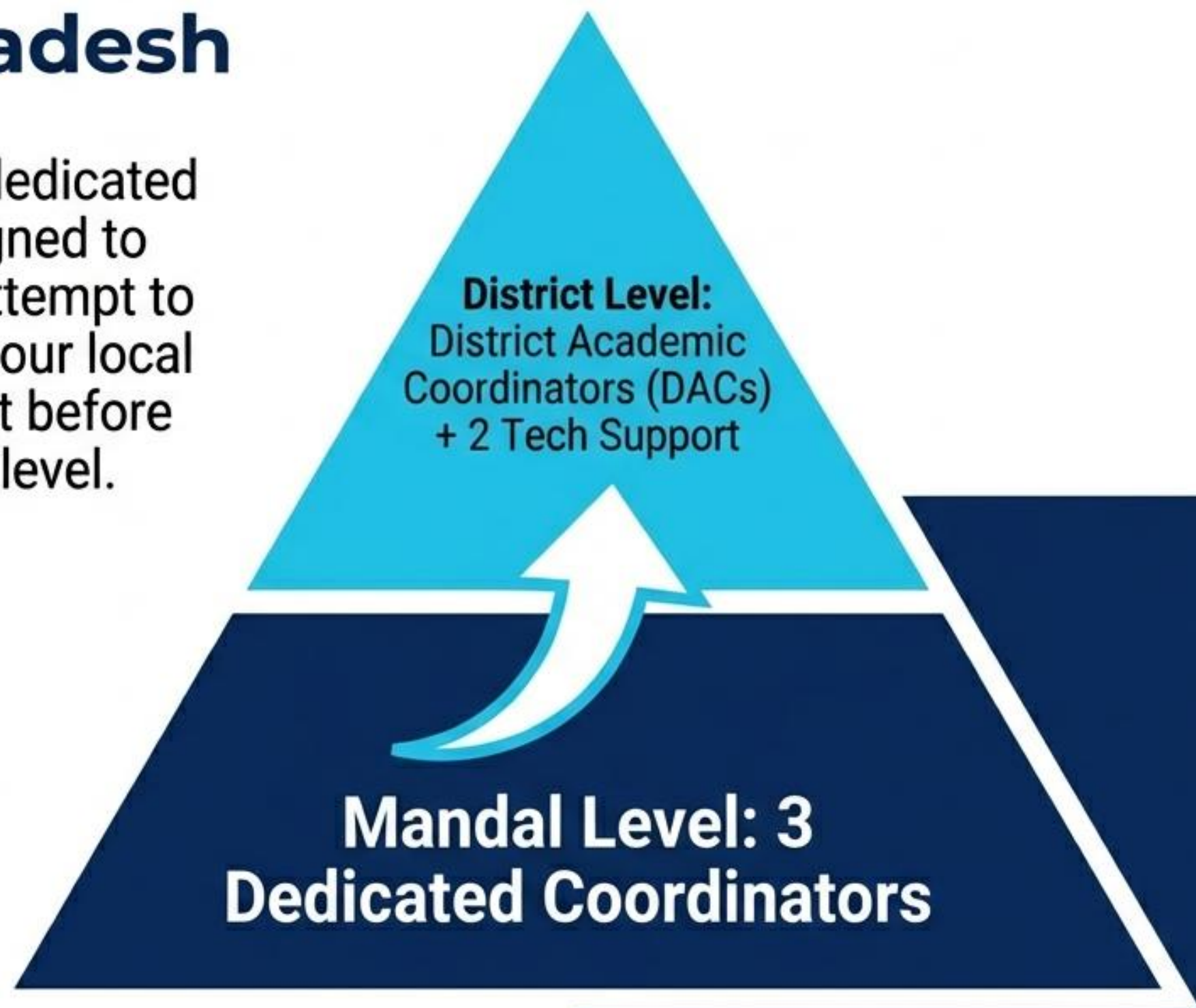
You are supported by a dedicated local infrastructure designed to resolve issues rapidly. Attempt to solve basic issues with your local Mandal coordinators first before escalating to the district level.



Secure & Efficient



Pro-Tip: Always copy, never retype, your DIKSHA ID.



Empowering Administrators with 'Groups'

What is a 'Group'?

A platform feature that allows administrators to organize users for collective course tracking and monitoring.

For DIKSHA Coordinators and AMOs:

Groups allow District Coordinators to execute bulk enrollments and collectively monitor the professional development progress of teachers. Administrators can use the Add Member feature to include specific users into a localized tracking group.



Secure & Efficient



Home

About

Contribute

Dashboard

User Guide

Logout



Textbooks

[View All Textbooks →](#)



Videos

[Watch Videos →](#)



Interactive Content


[Try Interactive Content →](#)



Courses

[Explore Courses →](#)

Browse by Subject



Mathematics



Science



Hindi



English



Environmental Studies



Vocational Education



Dashboard

My Learning

Explore Courses

Raise a Query

Explore Courses

Home > Explore Courses

Filter Courses

Search By Course Name Or Course code

Most Relevant



4.6

छत्तीसगढ़ - NEP 2020 के परिप्रेक्ष्य में ऑनलाइन और डिजिटल शिक्षा

ऑनलाइन और डिजिटल शिक्षा आधुनिक शिक्षण और अधिगम का अभिन्न हिस्सा बन गई है, जो लचीली, सुलभ और तकनीक-सक्षम...

CPD • 12 Activities • 5 Hrs



4.6

School readiness: 2025-26 (Uttar Pradesh)

School Readiness Course: 2025-26

CPD • 5 Activities • 0.7 Hrs



4.7

अधिगम प्रबंधन प्रणाली (लर्निंग मैनेजमेंट सिस्टम): मूडल अधिगम प्रबंधन प्रणाली (लर्निंग मैनेजमेंट सिस्टम) (LMS) डिजिटल शिक्षा तंत्र को सुदृढ़ बनाने में महत्वपूर्ण भूमिका निभाते हैं। ये संरचि... CPD • 12 Activities • 5 Hrs



4.7



4.7



4.8

Filter Courses

Reset & Close Apply

By Course Rating (5)

- ★★★★★ 4.0 & up
- ★★★★☆ 3.0 & up
- ★★★☆☆ 2.0 & up
- ★★☆☆☆ 1.0 & up
- ★☆☆☆☆ Below 1.0

By Class (16)

- Class 1
- Class 10
- Class 11
- Class 12
- [See More](#)

By Language (24)

- English
- Mizo
- اردو
- कॉशुर
- [See More](#)

By Board (34)

- Andaman and Nicobar
- Andhra Pradesh
- Arunachal Pradesh
- Assam
- [See More](#)

Courses

More Courses

Courses

Search By Course Name Or Course code

Most Relevant



NEP 2020 के परिप्रेक्ष्य में ऑनलाइन और डिजिटल शिक्षा आधुनिक शिक्षण और अधिगम का बन गई है, जो लचीली, सुलभ और तकनीक-सक्षम...
Activities • 5 Hrs



School readiness: 2025-26 (Uttar Pradesh)
School Readiness Course: 2025-26
CPD • 5 Activities • 0.7 Hrs



अधिगम प्रबंधन प्रणाली (लर्निंग मैनेजमेंट सिस्टम): मूडल अधिगम प्रबंधन प्रणाली (लर्निंग मैनेजमेंट सिस्टम) (LMS) डिजिटल शिक्षा तंत्र को सुदृढ़ बनाने में महत्वपूर्ण भूमिका निभाते हैं। ये संरचि...
CPD • 12 Activities • 5 Hrs





All Video

Search or enter QR code

Search

English



Home

All

Digital textbooks

Courses

DIKSHA Courses

TV classes

About

Showing results in "all" 20430



Reset

Filters matching your profile details

Board/Organization

Select Board

Medium

Select Medium

Class

Select Class

Subject

Select Subject



Content Playlist

GUARANTEED FLN- 3 TO 5

Board: State (Andhra Pradesh)

Class 1 | +1 Medium : Telugu | +1

Subject : English+2



Teacher Resource

Grade 3-5, 75 days activity bookletfinal

Board: State (Andhra Pradesh)

Class 1 | +2 Medium : English | +1

Subject : English+2



Content Playlist

FLN_VIDEO_TUTORIALS FOR TEACHERS

Board: State (Andhra Pradesh)

Class 1 | +1 Medium : English | +1

Subject : English+2



Teacher Resource

Guidlines for GFLN action plan Proceedings

Board: State (Andhra Pradesh)

Class 1 | +1 Medium : English | +1



Teacher Resource

POSTER 2

Board: State (Andhra Pradesh)

Class 1 | +1 Medium : English | +1



Teacher Resource

Grade 1&2, 75 days activity booklet

Board: State (Andhra Pradesh)

Class 1 | +1 Medium : English | +1

Subject : English+2



Skip to Main Content | Access



All Video

- Home
- All
- Digital textbooks
- Courses
- DIKSHA Courses
- TV classes

Showing results in "all" 20430

Filters matching your profile details

Board/Organization

Select Board

Medium

Select Medium

Class

Select Class

Subject

Select Subject

Content Playlist
GUARANTEED FLN- 3 TO 5
Board: State (Andhra Pradesh)
Class 1 | +1 Medium : Telugu | +1
Subject : English+2

Teacher Resource
Grade 3-5, 75 days activity bookletfinal
Board: State (Andhra Pradesh)
Class 1 | +2 Medium : English | +1
Subject : English+2

Teacher Resource
Guidlines for GFLN action plan Proceedings
Board: State (Andhra Pradesh)
Class 1 | +1 Medium : English | +1

Teacher Resource
POSTER 2
Board: State (Andhra Pradesh)
Class 1 | +1 Medium : English | +1



V VUBEDULLAH



Use DIKSHA as



Add user

Profile

My Reports

Merge Account

My Groups **New**

Help

Switch to classic theme

Logout





Home

English

5

V



About

Merge Account

If you have two accounts with DIKSHA, click **Merge** to:

- combine usage details of both accounts, and
- delete the other account

Else, click **Cancel**

Cancel

Merge

Showing results in "all" 20430

Filters matching your profile details Reset

Board/Organization

Select Board

Medium

Select Medium

Class

Select Class

Subject

Select Subject

Content Playlist

GUARANTEED FLN- 3 TO 5

Board: State (Andhra Pradesh)

Class 1 | +1 Medium : Telugu | +1

Subject : English+2

Teacher Resource

Grade 3-5, 75 days activity bookletfinal

Board: State (Andhra Pradesh)

Class 1 | +2 Medium : English | +1

Subject : English+2

Content Playlist

FLN_VIDEO_TUTORIALS FOR TEACHERS

Board: State (Andhra Pradesh)

Class 1 | +1 Medium : English | +1

Subject : English+2

Teacher Resource

Guidlines for GFLN action plan Proceedings

Board: State (Andhra Pradesh)

Class 1 | +1 Medium : English | +1

Teacher Resource

POSTER 2

Board: State (Andhra Pradesh)

Class 1 | +1 Medium : English | +1

Teacher Resource

Grade 1&2, 75 days activity booklet

Board: State (Andhra Pradesh)

Class 1 | +1 Medium : English | +1

Subject : English+2

